

Measurement Form for Old or Existing Sails

Customer Name: _____

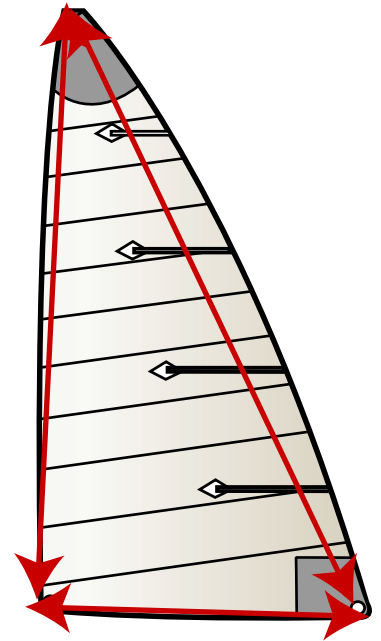
Boat Model: _____

Phone: _____

Email: _____

Measure Tip-to-Tip-to-Tip:

Whether you're measuring a headsail or a mainsail, we only need straight-line measurements between the tip of the head, the tack and the clew of your sail (see illustration to right). Do not try to measure any curves in the sail. We will take care of making the proper adjustments when we build your sail. Before measuring, pull the sail hand tight.



- 1) Type of Sail: Mainsail Headsail
- 2) Luff: Feet: Inches: _____
- 3) Leech: Feet: Inches: _____
- 4) Foot: Feet: Inches: _____

Mast & Boom Track Details:

Does your mast use:

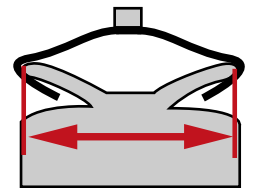
- Internal Flat Slide Internal Round Slide
- External Track Bolt Rope

Measure the width of your mast luff slide (or bolt rope diameter) and enter here:

- Mast Luff Slide (Inches): _____

Does your boom use:

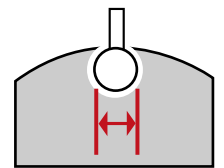
- Internal Flat Slide Internal Round Slide
- External Track Bolt Rope
- Loose Foot



External Track

Measure the width of your boom luff slide (or bolt rope diameter) and enter below:

- Boom Luff Slide (Inches): _____



Internal Round Slide

IF YOU HAVE A FURLING HEADSAIL

For furling headsails, please provide the brand and model of your furling unit.

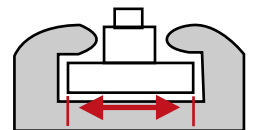
- Brand: Model #: _____

Do you have a wire luff? Yes No

Would you like a UV Cover?: Yes No

UV Cover Color (please specify): _____

UV Cover Side: Starboard Port



Internal Flat Slide

Comments/Special Instructions: _____